

## Draft March 2010 Industrial Water and Wastewater Demand Forecasts for the Coastal Georgia Water Planning Region

These draft forecasts are for discussion and use in regional water planning only. They reflect an application of current management practices into the future. As such, Councils may opt to adjust this current application.

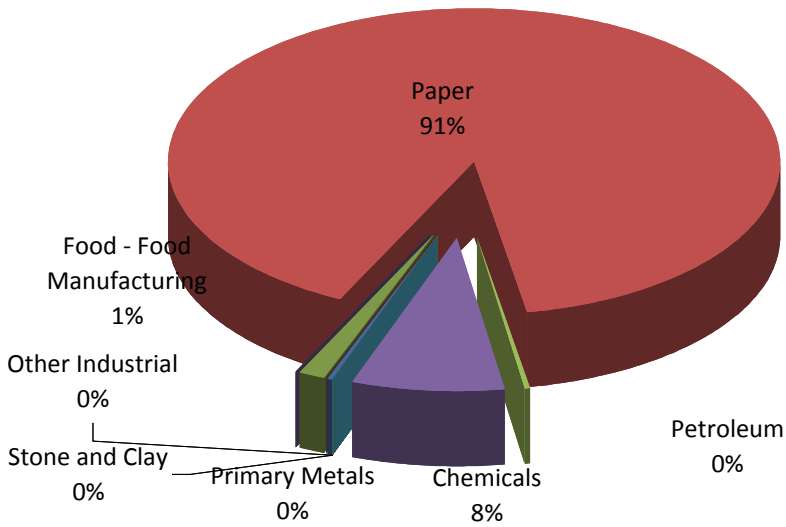
### CG4. Total Industrial Water Demand (mgd) (AAD)

NAICS	Industry	2010	2020	2030	2040	2050
0	Other Industrial	0.64	0.71	0.79	0.88	1.00
212	Mining	0.00	0.00	0.00	0.00	0.00
311	Food - Food Manufacturing	3.12	3.12	3.12	3.12	3.12
312	Food - Beverage and Tobacco	0.00	0.00	0.00	0.00	0.00
313	Textiles - Textile Mills	0.00	0.00	0.00	0.00	0.00
314	Textiles - Textile Product Mills	0.00	0.00	0.00	0.00	0.00
315	Apparel	0.00	0.00	0.00	0.00	0.00
322	Paper	199.85	199.85	199.85	199.85	199.85
324	Petroleum	0.59	0.64	0.66	0.68	0.71
325	Chemicals	17.47	17.47	17.47	17.47	17.47
326	Rubber	0.00	0.00	0.00	0.00	0.00
327	Stone and Clay	0.21	0.24	0.27	0.29	0.32
331	Primary Metals	0.03	0.03	0.03	0.03	0.03
332	Fabricated Metal Products	0.00	0.00	0.00	0.00	0.00
335	Electrical Machinery	0.00	0.00	0.00	0.00	0.00
336	Automotive Manufacturing	0.00	0.00	0.00	0.00	0.00
	<b>TOTAL</b>	<b>221.89</b>	<b>222.05</b>	<b>222.17</b>	<b>222.32</b>	<b>222.49</b>

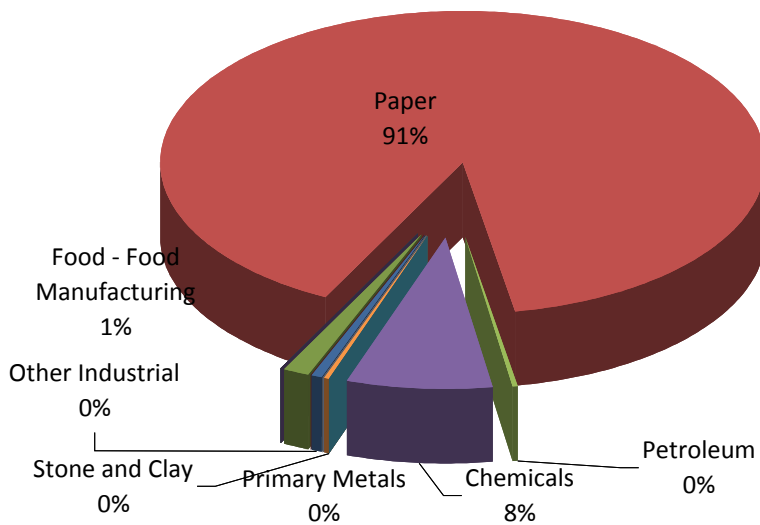
### CG4.1 Total Industrial Ground Water Demand (mgd) (AAD)

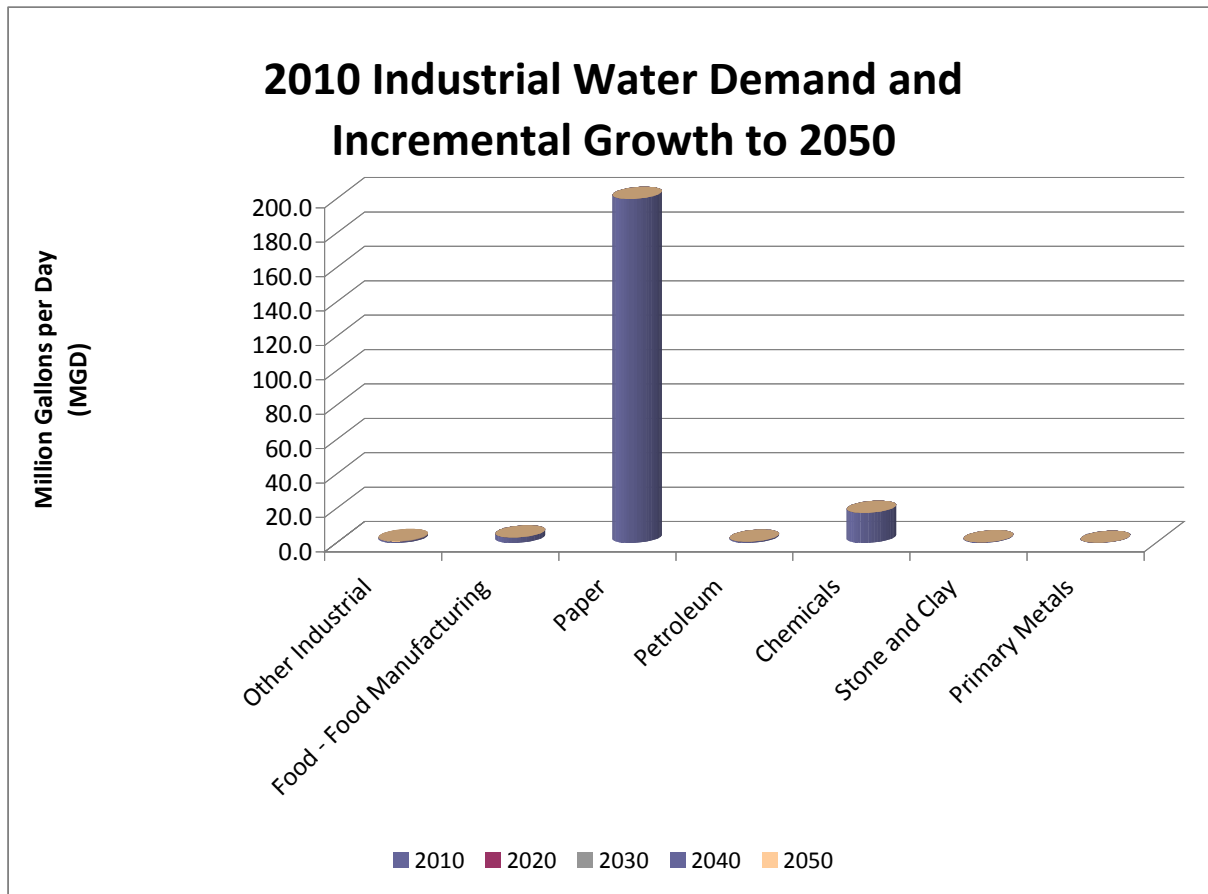
NAICS	Industry	2010	2020	2030	2040	2050
0	Other Industrial	0.24	0.27	0.30	0.34	0.38
212	Mining	0.00	0.00	0.00	0.00	0.00
311	Food - Food Manufacturing	0.77	0.77	0.77	0.77	0.77
312	Food - Beverage and Tobacco	0.00	0.00	0.00	0.00	0.00
313	Textiles - Textile Mills	0.00	0.00	0.00	0.00	0.00
314	Textiles - Textile Product Mills	0.00	0.00	0.00	0.00	0.00
315	Apparel	0.00	0.00	0.00	0.00	0.00
322	Paper	59.65	59.65	59.65	59.65	59.65
324	Petroleum	0.37	0.40	0.41	0.42	0.44
325	Chemicals	12.77	12.77	12.77	12.77	12.77
326	Rubber	0.00	0.00	0.00	0.00	0.00
327	Stone and Clay	0.21	0.24	0.27	0.29	0.32
331	Primary Metals	0.03	0.03	0.03	0.03	0.03
332	Fabricated Metal Products	0.00	0.00	0.00	0.00	0.00
335	Electrical Machinery	0.00	0.00	0.00	0.00	0.00
336	Automotive Manufacturing	0.00	0.00	0.00	0.00	0.00
	<b>TOTAL</b>	<b>74.03</b>	<b>74.13</b>	<b>74.20</b>	<b>74.27</b>	<b>74.36</b>

### Industrial Water Demand by Industry, 2010



### Industrial Water Demand by Industry, 2050



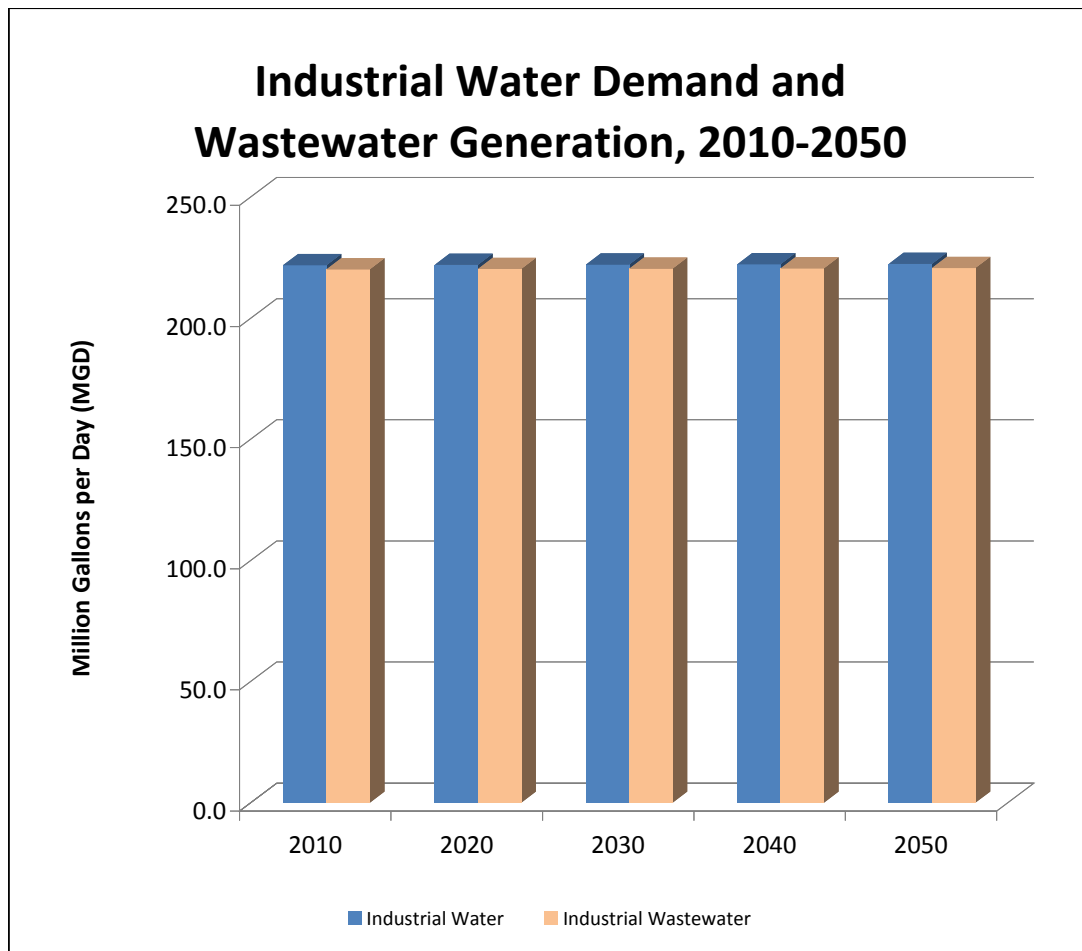


CG4.2 Total Industrial Surface Water Demand (mgd) (AAD)

NAICS	Industry	2010	2020	2030	2040	2050
0	Other Industrial	0.39	0.44	0.48	0.54	0.61
212	Mining	0.00	0.00	0.00	0.00	0.00
311	Food - Food Manufacturing	2.34	2.34	2.34	2.34	2.34
312	Food - Beverage and Tobacco	0.00	0.00	0.00	0.00	0.00
313	Textiles - Textile Mills	0.00	0.00	0.00	0.00	0.00
314	Textiles - Textile Product Mills	0.00	0.00	0.00	0.00	0.00
315	Apparel	0.00	0.00	0.00	0.00	0.00
322	Paper	140.20	140.20	140.20	140.20	140.20
324	Petroleum	0.22	0.24	0.25	0.26	0.27
325	Chemicals	4.70	4.70	4.70	4.70	4.70
326	Rubber	0.00	0.00	0.00	0.00	0.00
327	Stone and Clay	0.00	0.00	0.00	0.00	0.00
331	Primary Metals	0.00	0.00	0.00	0.00	0.00
332	Fabricated Metal Products	0.00	0.00	0.00	0.00	0.00
335	Electrical Machinery	0.00	0.00	0.00	0.00	0.00
336	Automotive Manufacturing	0.00	0.00	0.00	0.00	0.00
	<b>TOTAL</b>	<b>147.86</b>	<b>147.92</b>	<b>147.98</b>	<b>148.04</b>	<b>148.13</b>

CG5. Total Industrial Wastewater Produced (mgd), max monthly demand

NAICS	Industry	2010	2020	2030	2040	2050
0	Other Industrial	0.39	0.43	0.48	0.54	0.61
212	Mining	0.00	0.00	0.00	0.00	0.00
311	Food - Food Manufacturing	2.96	2.96	2.96	2.96	2.96
312	Food - Beverage and Tobacco	0.00	0.00	0.00	0.00	0.00
313	Textiles - Textile Mills	0.00	0.00	0.00	0.00	0.00
314	Textiles - Textile Product Mills	0.00	0.00	0.00	0.00	0.00
315	Apparel	0.00	0.00	0.00	0.00	0.00
322	Paper	199.85	199.85	199.85	199.85	199.85
324	Petroleum	0.36	0.39	0.40	0.42	0.43
325	Chemicals	16.25	16.25	16.25	16.25	16.25
326	Rubber	0.00	0.00	0.00	0.00	0.00
327	Stone and Clay	0.40	0.46	0.51	0.56	0.61
331	Primary Metals	0.02	0.02	0.02	0.02	0.02
332	Fabricated Metal Products	0.00	0.00	0.00	0.00	0.00
335	Electrical Machinery	0.00	0.00	0.00	0.00	0.00
336	Automotive Manufacturing	0.00	0.00	0.00	0.00	0.00
	<b>TOTAL</b>	<b>220.21</b>	<b>220.35</b>	<b>220.46</b>	<b>220.58</b>	<b>220.72</b>



## DRAFT

**CG5.1 Total Industrial Wastewater Discharge to Streams (mgd), max monthly demand**

NAICS	Industry	2010	2020	2030	2040	2050
0	Other Industrial	0.39	0.43	0.48	0.54	0.61
212	Mining	0.00	0.00	0.00	0.00	0.00
311	Food - Food Manufacturing	2.96	2.96	2.96	2.96	2.96
312	Food - Beverage and Tobacco	0.00	0.00	0.00	0.00	0.00
313	Textiles - Textile Mills	0.00	0.00	0.00	0.00	0.00
314	Textiles - Textile Product Mills	0.00	0.00	0.00	0.00	0.00
315	Apparel	0.00	0.00	0.00	0.00	0.00
322	Paper	199.85	199.85	199.85	199.85	199.85
324	Petroleum	0.36	0.39	0.40	0.42	0.43
325	Chemicals	15.94	15.94	15.94	15.94	15.94
326	Rubber	0.00	0.00	0.00	0.00	0.00
327	Stone and Clay	0.40	0.46	0.51	0.56	0.61
331	Primary Metals	0.02	0.02	0.02	0.02	0.02
332	Fabricated Metal Products	0.00	0.00	0.00	0.00	0.00
335	Electrical Machinery	0.00	0.00	0.00	0.00	0.00
336	Automotive Manufacturing	0.00	0.00	0.00	0.00	0.00
	<b>TOTAL</b>	<b>219.91</b>	<b>220.04</b>	<b>220.16</b>	<b>220.28</b>	<b>220.41</b>

**CG5.2 Total Industrial Wastewater Discharge to Land Application (mgd), max monthly demand**

NAICS	Industry	2010	2020	2030	2040	2050
0	Other Industrial	0.00	0.00	0.00	0.00	0.00
212	Mining	0.00	0.00	0.00	0.00	0.00
311	Food - Food Manufacturing	0.00	0.00	0.00	0.00	0.00
312	Food - Beverage and Tobacco	0.00	0.00	0.00	0.00	0.00
313	Textiles - Textile Mills	0.00	0.00	0.00	0.00	0.00
314	Textiles - Textile Product Mills	0.00	0.00	0.00	0.00	0.00
315	Apparel	0.00	0.00	0.00	0.00	0.00
322	Paper	0.00	0.00	0.00	0.00	0.00
324	Petroleum	0.00	0.00	0.00	0.00	0.00
325	Chemicals	0.30	0.30	0.30	0.30	0.30
326	Rubber	0.00	0.00	0.00	0.00	0.00
327	Stone and Clay	0.00	0.00	0.00	0.00	0.00
331	Primary Metals	0.00	0.00	0.00	0.00	0.00
332	Fabricated Metal Products	0.00	0.00	0.00	0.00	0.00
335	Electrical Machinery	0.00	0.00	0.00	0.00	0.00
336	Automotive Manufacturing	0.00	0.00	0.00	0.00	0.00
	<b>TOTAL</b>	<b>0.30</b>	<b>0.30</b>	<b>0.30</b>	<b>0.30</b>	<b>0.30</b>